



BALV Series

Flush Mount - Low Velocity Unit Coolers



Air, Electric, or Hot Gas Defrost

- **4,000 to 20,000 CFM**
- **16,000 to 152,000 BTUH**



APPLICATIONS

- Meat Cutting / Prep Rooms
- Holding / Packaging Rooms
- Florist Boxes
- High Humidity - Low TD

FEATURES

- Low Air Velocity
- Two Way Air Throw
- Prewired, Thermal Protected Motors
- Ceiling Flush Mount Design
- Hinged Drain Pan

OPTIONS

- Electric Defrost
- Hot Gas Defrost
- Insulated Drain Pans
- Stainless Steel Hardware
- Stainless Steel Drain Pan
- Stainless Steel Cabinet
- Acrycoat or Copper Fins

	FAN MOTOR DATA						DEFROST HEATER DATA				CONNECTIONS		APPROX. REF. CHG R-22-LBS	SHIP WT LBS
	QTY.	HP	AMPS			AMPS			WATTS	DIST. ODS	SUCT. OD			
			230/60/1	230/60/3	460/60/3	230/1	230/3	460/3						
4 FPI	410-175	1	1/4	1.7	1.3	0.65	22.1	13.5	6.8	5,074	7/8	1 1/8	10.2	418
	410-211	1	1/4	1.7	1.3	0.65	28.6	16.9	9.6	6,570	7/8	1 1/8	14.1	443
	420-349	2	1/4	3.4	2.6	1.3	42.5	25.9	13	9,786	7/8	1 1/8	20.5	588
	420-422	2	1/4	3.4	2.6	1.3	USE 230/3 SUPPLY	33	18.5	12,706	7/8	1 3/8	26.9	634
	430-523	3	1/4	5.1	3.9	2		37.1	18.6	14,050	1 1/8	1 3/8	30.7	828
	430-633	3	1/4	5.1	3.9	2		47.4	26.6	18,250	1 1/8	1 3/8	38.4	909
	440-698	4	1/4	6.8	5.2	2.6		42.5	21.4	15,988	1 1/8	1 5/8	41.0	967
	440-844	4	1/4	6.8	5.2	2.6		35.4/17.7	30.3	20,688	1 3/8	1 5/8	51.2	1,053
	450-872	5	1/4	8.5	6.5	3.3		31/22.1	26.7	19,978	1 3/8	1 5/8	54.5	1,397
	450-1055	5	1/4	8.5	6.5	3.3		44.3/22.1	37.8	25,856	1 3/8	1 5/8	67.2	1,504
510-197	1	1/4	1.7	1.3	0.65	22.1		13.5	6.8	5,074	7/8	1 1/8	10.2	422
510-236	1	1/4	1.7	1.3	0.65	28.6		16.9	9.6	6,570	7/8	1 1/8	14.1	448
520-393	2	1/4	3.4	2.6	1.3	42.5		25.9	13	9,786	7/8	1 1/8	20.5	596
520-472	2	1/4	3.4	2.6	1.3	USE 230/3 SUPPLY	33	18.5	12,706	7/8	1 3/8	26.9	644	
530-590	3	1/4	5.1	3.9	2		37.1	18.6	14,050	1 1/8	1 3/8	30.7	848	
530-709	3	1/4	5.1	3.9	2		47.4	26.6	18,250	1 1/8	1 3/8	38.4	929	
540-786	4	1/4	6.8	5.2	2.6		42.5	21.4	15,988	1 1/8	1 5/8	41.0	982	
540-945	4	1/4	6.8	5.2	2.6		35.4/17.7	30.3	20,688	1 3/8	1 5/8	51.2	1,074	
550-983	5	1/4	8.5	6.5	3.3		31/22.1	26.7	19,978	1 3/8	1 5/8	54.5	1,417	
550-1180	5	1/4	8.5	6.5	3.3		44.3/22.1	37.8	25,856	1 3/8	1 5/8	67.2	1,530	
610-209	1	1/4	1.7	1.3	0.65		22.1	13.5	6.8	5,074	7/8	1 1/8	10.2	426
610-251	1	1/4	1.7	1.3	0.65		28.6	16.9	9.6	6,570	7/8	1 1/8	14.1	453
620-417	2	1/4	3.4	2.6	1.3		42.5	25.9	13	9,786	7/8	1 1/8	20.5	603
620-502	2	1/4	3.4	2.6	1.3	USE 230/3 SUPPLY	33	18.5	12,706	7/8	1 3/8	26.9	654	
630-626	3	1/4	5.1	3.9	2		37.1	18.6	14,050	1 1/8	1 3/8	30.7	868	
630-752	3	1/4	5.1	3.9	2		47.4	26.6	18,250	1 1/8	1 3/8	38.4	949	
640-834	4	1/4	6.8	5.2	2.6		42.5	21.4	15,988	1 1/8	1 5/8	41.0	998	
640-1003	4	1/4	6.8	5.2	2.6		35.4/17.7	30.3	20,688	1 3/8	1 5/8	51.2	1,095	
650-1043	5	1/4	8.5	6.5	3.3		31/22.1	26.7	19,978	1 3/8	1 5/8	54.5	1,436	
650-1254	5	1/4	8.5	6.5	3.3		44.3/22.1	37.8	25,856	1 3/8	1 5/8	67.2	1,556	
810-229	1	1/4	1.7	1.3	0.65		22.1	13.5	6.8	5,074	7/8	1 1/8	10.2	433
810-266	1	1/4	1.7	1.3	0.65		28.6	16.9	9.6	6,570	7/8	1 1/8	14.1	463
820-457	2	1/4	3.4	2.6	1.3		42.5	25.9	13	9,786	7/8	1 1/8	20.5	619
820-532	2	1/4	3.4	2.6	1.3	USE 230/3 SUPPLY	33	18.5	12,706	7/8	1 3/8	26.9	675	
830-636	3	1/4	5.1	3.9	2		37.1	18.6	14,050	1 1/8	1 3/8	30.7	898	
830-800	3	1/4	5.1	3.9	2		47.4	26.6	18,250	1 1/8	1 3/8	38.4	979	
840-915	4	1/4	6.8	5.2	2.6		42.5	21.4	15,988	1 1/8	1 5/8	41.0	1,029	
840-1056	4	1/4	6.8	5.2	2.6		35.4/17.7	30.3	20,688	1 3/8	1 5/8	51.2	1,136	
850-1143	5	1/4	8.5	6.5	3.3		31/22.1	26.7	19,978	1 3/8	1 5/8	54.5	1,474	
850-1331	5	1/4	8.5	6.5	3.3		44.3/22.1	37.8	25,856	1 3/8	1 5/8	67.2	1,607	

When Ordering Please Specify:

- Complete Model Number
- Room Temperature
- Unit Voltage
- Design TD (entering air to refrigerant)
- Refrigerant Type (R-22, R-404a, R-507)
- Saturated Suction Temperature
- Defrost Type

	Models	CFM	EVAPORATING TEMPERATURE °F							
			0°	+10°	+20°	+25°	+30°	+35°	+40°	+45°
4 FPI	410-175	3,975	16,100	16,990	17,550	17,870	18,210	18,920	19,630	20,000
	410-211	3,890	19,410	20,480	21,160	21,540	21,950	22,810	23,660	24,110
	420-349	7,950	32,100	33,870	35,000	35,640	36,310	37,730	39,140	39,880
	420-422	7,785	38,820	40,960	42,320	43,090	43,910	45,620	47,330	48,220
	430-523	11,925	48,120	50,770	52,450	53,410	54,420	56,540	58,660	59,770
	430-633	11,675	58,240	61,440	63,400	64,650	65,870	68,430	71,000	72,330
	440-698	15,900	64,220	67,750	70,000	71,280	72,630	75,460	78,280	79,760
	440-844	15,560	77,650	81,920	84,640	86,190	87,820	91,240	94,660	96,440
	450-872	19,870	80,220	84,639	87,440	89,040	90,730	94,260	97,790	99,630
450-1055	19,460	97,060	102,400	105,800	107,740	109,770	114,050	118,320	120,550	
5 FPI	510-197	3,950	18,130	19,130	19,760	20,120	20,510	21,300	22,100	22,510
	510-236	3,863	21,710	22,900	23,660	24,100	24,550	25,510	26,460	26,960
	520-393	7,896	36,160	38,150	39,410	40,140	40,900	42,450	44,080	44,910
	520-472	7,725	43,420	45,810	47,330	48,200	49,110	51,020	52,930	53,930
	530-590	11,844	54,280	57,270	59,170	60,250	61,390	63,780	66,170	67,420
	530-709	11,588	65,230	68,820	71,100	72,410	73,780	76,650	79,520	81,020
	540-786	15,792	72,310	76,290	78,820	80,260	81,780	84,960	88,150	89,810
	540-945	15,450	86,940	91,720	94,760	96,500	98,330	102,150	105,980	107,980
	550-983	19,740	90,440	95,410	98,580	100,400	102,290	106,270	110,250	112,330
550-1180	19,313	108,560	114,530	118,330	120,500	122,780	127,560	132,330	134,830	
6 FPI	610-209	3,921	19,230	20,290	20,960	21,350	21,750	22,600	23,440	23,880
	610-251	3,832	23,090	24,360	25,170	25,630	26,110	27,130	28,150	28,680
	620-417	7,841	38,360	40,470	41,810	42,580	43,390	45,070	46,760	47,640
	620-502	7,664	46,180	48,720	50,340	51,260	52,230	54,260	56,190	57,360
	630-626	11,762	57,590	60,760	62,770	63,920	65,130	67,670	70,200	71,530
	630-752	11,496	69,180	72,980	75,410	76,790	78,240	81,290	84,330	85,920
	640-834	15,682	76,730	80,950	83,640	85,170	86,780	90,160	93,530	95,330
	640-1003	15,328	92,280	97,360	100,590	102,430	104,370	108,430	112,490	114,610
	650-1043	19,603	95,960	101,124	104,600	106,520	108,530	112,750	116,980	119,180
650-1254	19,160	115,370	121,710	125,750	128,060	130,480	135,560	140,690	143,290	
8 FPI	810-229	3,863	NOT RATED FOR USE IN THIS RANGE			23,390	23,830	24,750	25,680	26,170
	810-266	3,735				27,160	27,680	28,750	29,030	30,390
	820-457	7,725				46,670	47,550	49,400	51,250	52,220
	820-532	7,469				54,330	55,360	57,510	59,660	60,790
	830-636	11,588				70,050	71,380	74,163	76,930	78,390
	830-800	11,204				81,700	83,240	86,480	89,720	91,410
	840-915	15,450				93,440	95,210	98,910	102,610	104,550
	840-1056	14,938				108,760	110,810	115,120	119,440	121,690
	850-1143	19,313				116,720	118,930	123,560	128,190	130,600
850-1331	18,673	135,920	138,490	143,880	148,270	152,080				

Unit Dimensions

Standard Construction

Cabinet: Heavy gauge, rustproof smooth finish aluminum housing. All hardware is corrosion resistant. Full die-formed venturis minimize noise with maximum air throw. Fan guards are heavy gauge wire basket type coated for corrosion resistance. Units mounts flush to the ceiling for ease of wash down, no difficult areas above the unit to clean.

Coil: Copper tube, aluminum plate full collared die-formed fins and tube sheets. Tubes are mechanically expanded for maximum heat transfer. Coils are leak tested at 350 PSIG under water. Sweat connection type distributors are supplied with removable nozzles. Each nozzle is sized for the specified refrigerant and temperature range. All coils require external equalized expansion valve. Expansion valve is located within the cabinet. On electric defrost models, the expansion valve compartment is heated during the defrost cycle.

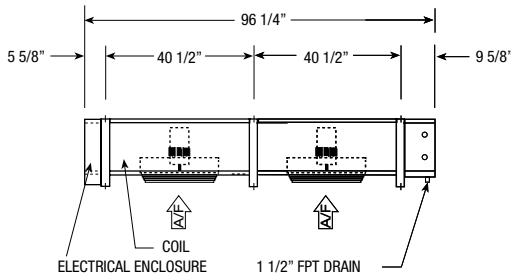
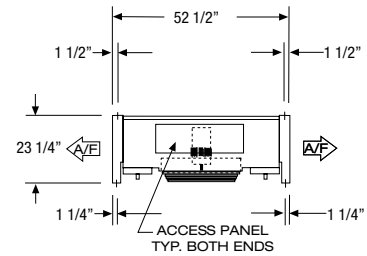
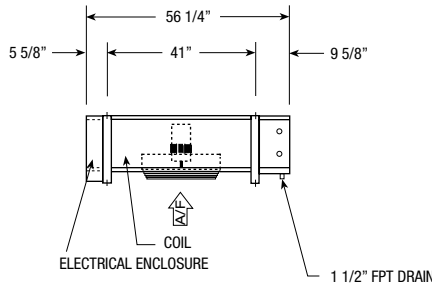
Motors: Permanently lubricated, suitable for low temperature applications. All motors are thermally protected, 1140 RPM.

Fans: Heavy duty aluminum blades, statically and dynamically balanced for smooth operation. Selected for quiet operation with maximum air throw of 20 to 25 feet each side.

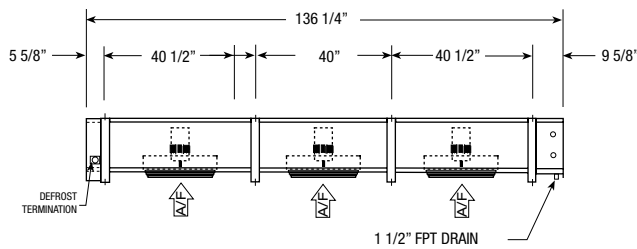
Refrigerants: All coils are designed for use with refrigerants R-22, R-404a, and R-507. Specify which refrigerant when ordering.

Electrical: Factory prewired to terminal blocks located on end of unit. Consult specifications for electrical requirements. See appropriate diagram for internal wiring schematic.

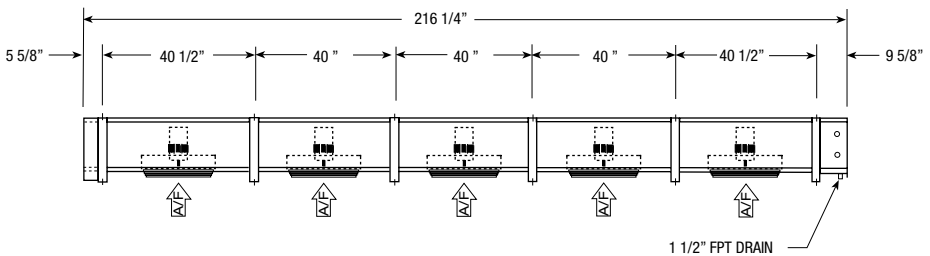
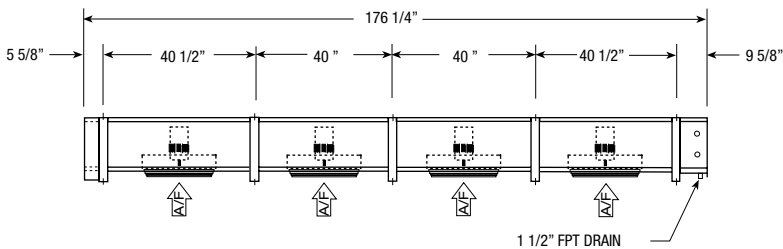
Defrost: Standard unit is suitable for air defrost applications (above 35° F room). Electric defrost models (below 35° F room) are available. Removable, low watt density resistance heaters, prewired with termination and fan delay controls.



Continual engineering and research for product improvement may result in design and specification changes. Consult the factory for certified equipment drawings.



NOTE: All units require a 30" service clearance on each end with electric defrost option.



P.O. Box 1206 - Pryor, OK 74362 - (918) 825-7222 - fax (800) 264-5329